
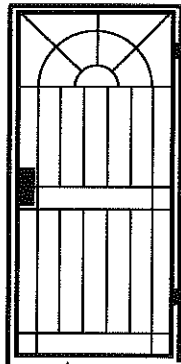


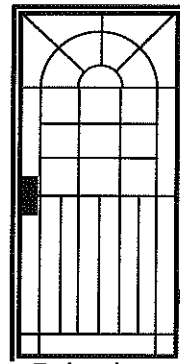
All our doors are custom made to your opening. They are zinc coated after manufacture to prevent rusting and are then powder-coated to your choice of colour from the powder-coating colour chart. Doors come standard with a Jackson maximum security mortice lock and solid brass door handles. Optional *kick-plate* and easily replaceable *flyscreen*. All doors come in their own steel frame and have a 12mm fully welded pin hinge. All doors have a fully welded lock-box



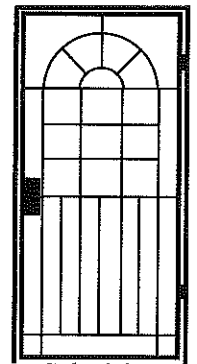
Heritage




Anzac




Federation



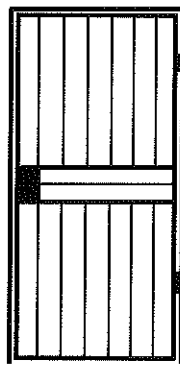
Colonial



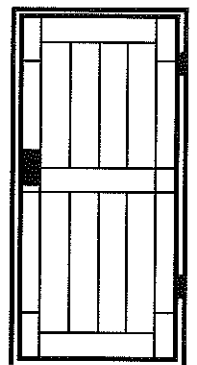
Standard



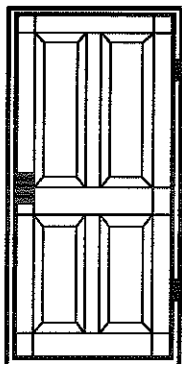
Anzac Scrolled



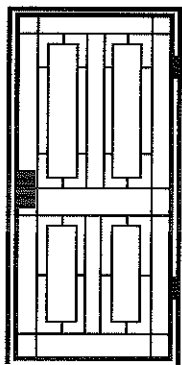
Original




Legacy



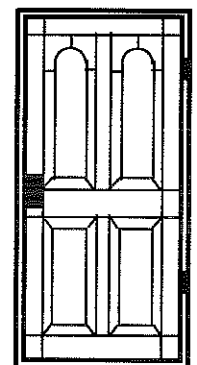
Victorian



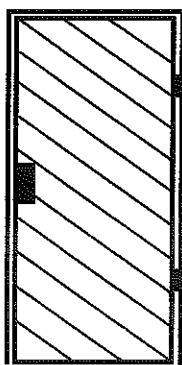
Kingsley



Leichhardt



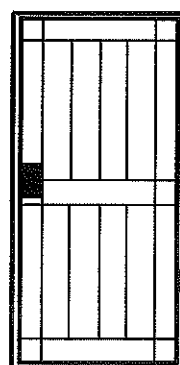
Annandale




Beckenham



Standard

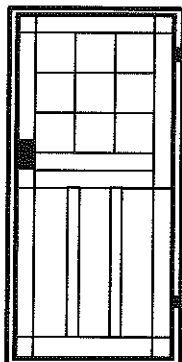


Legion




Transition

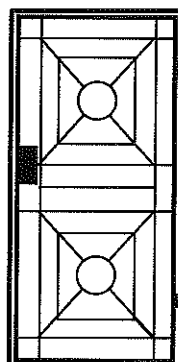
All our doors are custom made to your opening. They are zinc coated after manufacture to prevent rusting and are then powder-coated to your choice of colour from the powder-coating colour chart. Doors come standard with a Jackson Maximum-security mortice lock and solid brass door handles. Optional kick-plate and easily replaceable flyscreen. All doors come in their own steel frame and have a 12mm fully welded pin hinge. All doors have a fully welded lock-box.




Guardsman




Excelsior




Royal




Venetian



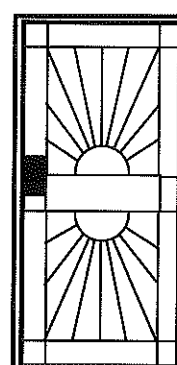
Sunset



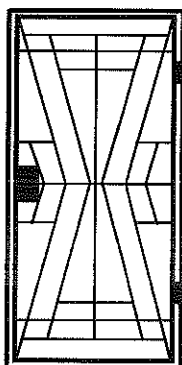
Reflexion



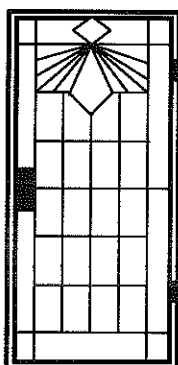
Sunrise



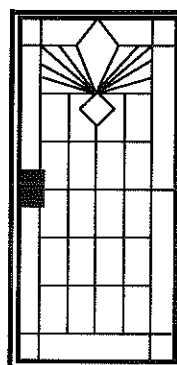
Mirrored




Art Deco




Aztec




Inca




Banksia




Laurel



Regency



Regal



Imperial